

**STEP 1** Choose your preferred donation level.

The screenshot displays a four-step registration process. Step 1, 'Choose Package', is active. It offers four donation levels:

- Silver (\$10):** Includes Million Mile Month Sticker.
- Gold (\$29):** Includes Million Mile Month Sticker and the 2023 Million Mile Month t-shirt.
- Platinum (\$50):** Includes Million Mile Month Sticker, the 2023 Million Mile Month t-shirt, and the user's name on the website.
- Bronze (Pay what you can):** Allows for a custom donation amount (suggested \$5) and includes the Million Mile Month Sticker.

**STEP 2** Enter your Mile Goal, Organization, and Group / Team.

The screenshot shows the 'Registration Info' step. The 'BRONZE' package is selected. The 'REGISTRATION INFO' section contains the following fields:

- Mile Goal:** A text input field.
- Organization (Optional):** A dropdown menu.
- Group / Team (Optional):** A dropdown menu.

A 'SUBMIT ORDER' button is located at the bottom right of the form area.

**STEP 3** *If you are donating, enter your credit card info. Click "Submit Order."*

Choose Package      1      2      3      4  
Choose Package      Registration Info      Leaderboard Info      Complete

**Bronze**

Pay what you can

We understand not everyone can pay and invite you to enter any amount. \$5 suggested

THANK YOU for your TAX-DEDUCTIBLE DONATION!

Enter amount:

40.

CHANGE PACKAGE

**REGISTRATION INFO**

Mile Goal  
50

Organization (Optional)

HealthCode

Group / Team (Optional)  
Austin Office

**PAYMENT INFO**

Bronze	x 1	\$40.00
<b>Total</b>		<b>\$40.00</b>

1234 1234 1234 1234      12 / 24      000

SUBMIT ORDER

**STEP 4** *Enter your email and password.*

SIGN IN      REGISTER

**NEW USER REGISTRATION**

Email  
email@demoemail.com

Password  
\*\*\*\*\*

Confirm Password  
\*\*\*\*\*

REGISTER

CANCEL

SIGN IN      REGISTER

**NEW USER REGISTRATION**

Email

Password

Confirm Password

REGISTER

CANCEL

**STEP 5** Enter your basic profile info.

Progress: Choose Package (1) ✓, Registration Info (2) ✓, Leaderboard Info (3), Complete (4)

**CONTACT INFO**

Birthdate: 04/25/2023 | Gender: [Dropdown]

First Name: | Last Name: |

**ADDRESS**

Address Search [Input] [Search Icon] | Search for an Address and select one to set your Address.

**SAVE LEADERBOARD INFO**

**STEP 6** Click "Save Leaderboard Info"

Progress: Choose Package (1) ✓, Registration Info (2) ✓, Leaderboard Info (3), Complete (4)

**CONTACT INFO**

Birthdate: 04/25/2023 | Gender: Male

First Name: John | Last Name: Doe

**ADDRESS**


Address Search [Input] [Search Icon] | 1600 Pennsylvania Avenue NW  
Address Line 2: |  
Washington, DC 20500

**SAVE LEADERBOARD INFO**

**STEP 7** You're registered! Nice work!

Progress: Choose Package (1) ✓, Registration Info (2) ✓, Leaderboard Info (3) ✓, Complete (4)


**REGISTRATION COMPLETE**



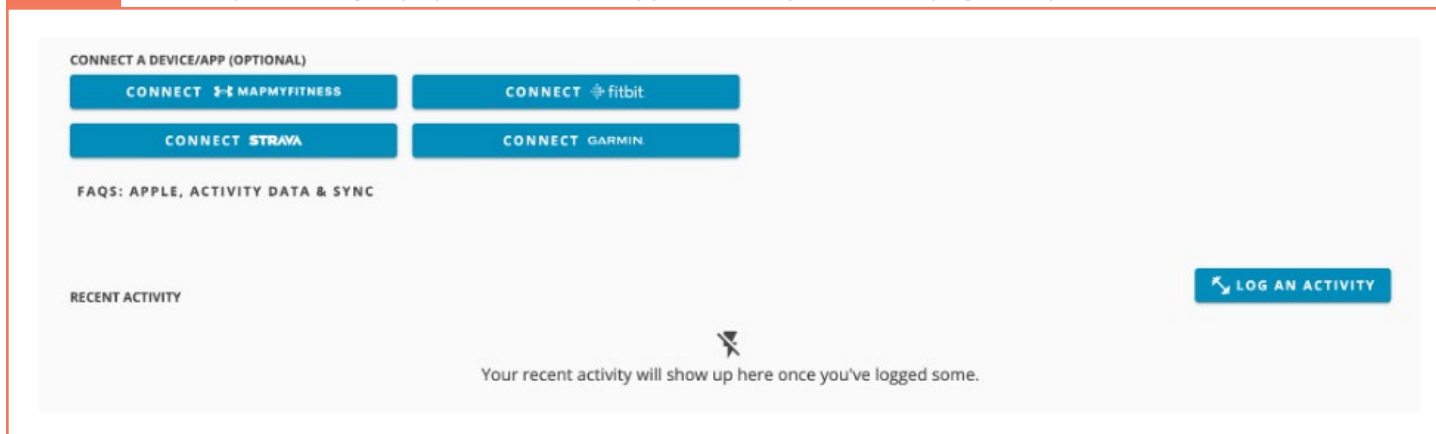
Congrats! Your **BRONZE** Registration is complete.  
You will receive an email shortly with further instructions.

**DONE**

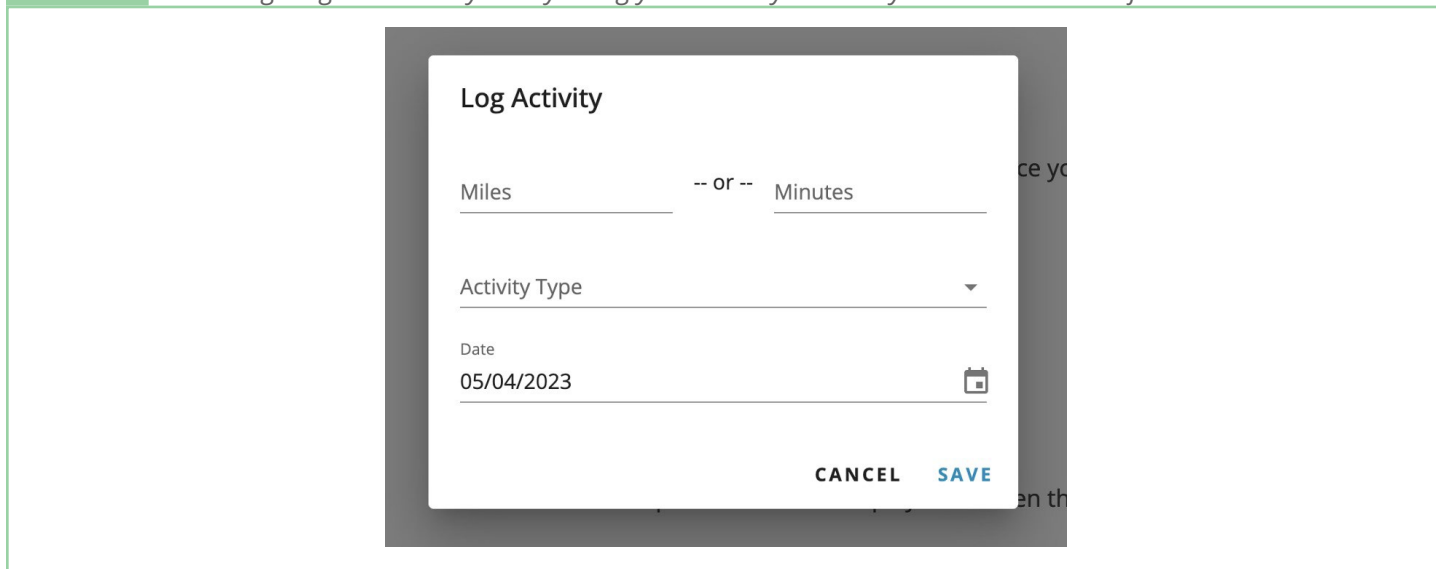
**STEP 8** Navigate to the "My Activity" page by selecting it on the dashboard on the right of the screen.



**STEP 9** To begin tracking activities, you can attach your favorite device or app, or log activities manually. Selecting any of the devices or apps will take you to their pages to sync.




**STEP 10** Selecting "Log and Activity" lets you log your activity manually. Click "Save" when finished.



**STEP 11**

Your activity will save under "recent activities."

**RECENT ACTIVITY** LOG AN ACTIVITY

<b>Thu, May 04, 2023</b> Running	<b>5.00mi</b>	
-------------------------------------	---------------	---